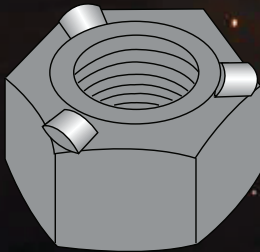



WELD NUTS AND SCREWS




HEX

3 Projections
6 Projections
DIN 929 (A2 SS)
DIN 929 (Steel Plain)




ROUND BASE

3 Projections
No Projections



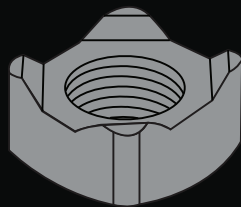
TAB

Multiple Projection
No Projections (Center Hole)
No Projections (Offset Hole)
Ribbed Projection
Single Projection




SPOT

Thin (Steel Plain)



SQUARE

DIN 928 (A2 SS)
DIN 928 (Steel Plain)



SCREWS

Flat 90° Spade (No Projections)
Projections Top of Head
Projections Under Head

WELD

NUTS

AND SCREWS

**SAME-DAY
SHIPPING!**

